

# Barnsley Museums Makes: Roll Up Role Play

Have you watched our Market Day film yet? Why not make your own role play market stall to play with at home?

Winter Market- John Kenneth Long, Cooper Gallery



You will need:

- 2 x boxes (1 slightly larger than the other)
- A piece of A4 white card
- 4 x straws
- Pieces of scrap cardboard/ egg boxes etc.
- Sticky tape
- Glue & scissors
- Drawing/colouring equipment




Find 2 boxes, 1 slightly bigger than the other. Old shoe boxes work well. Start with the largest box, remove the lid and turn the open box over so it is facing downwards.



Use the lid to make a display tray for the front of your stand. Cut off one side of the lid and attach the lid to the box using masking tape, parcel tape or any other sticky tape you have available.



Cut some pieces of scrap card to make compartments in your stall tray.



You can join pieces of card together by snipping slots in the edges of the card to create little shelves. Alternatively, find some little boxes that can fit into the tray. The lid of an egg box makes a great crate!




Attach your smaller box to the top of your larger one. Add your boxes and shelves to the stall. You can paint your stall at this stage if you want to.



Tape 2 pairs of straws together to form 2 long poles.





# Barnsley Museums Makes: Roll Up Role Play

Watch our Market Day Film on our Barnsley Museums YouTube Channel




Trim the A4 card to match the length of your largest box. This piece will form the canopy for your stall. Fold approximately a 1/3 of it over.



Stick one of your long straw poles to each side of your canopy on the smaller folded edge.



Using a sharpened pencil, make a hole in each back corner of your largest box and carefully slot your canopy and poles into each side.



Now you can begin adding some decoration and items to your market stall! You could cut out some fruit and vegetables from scrap card and colour them, or use plasticine, modelling clay or air-dry clay to model some.



Add some market stall signs and prices for your goods on sale. You can also use scraps of wrapping paper to add colour and make your stall eye-catching.



You can make whatever type of stall you wish. What kind of stall will you make? What will you sell? Why not make a whole market with lots of different types of stalls!